



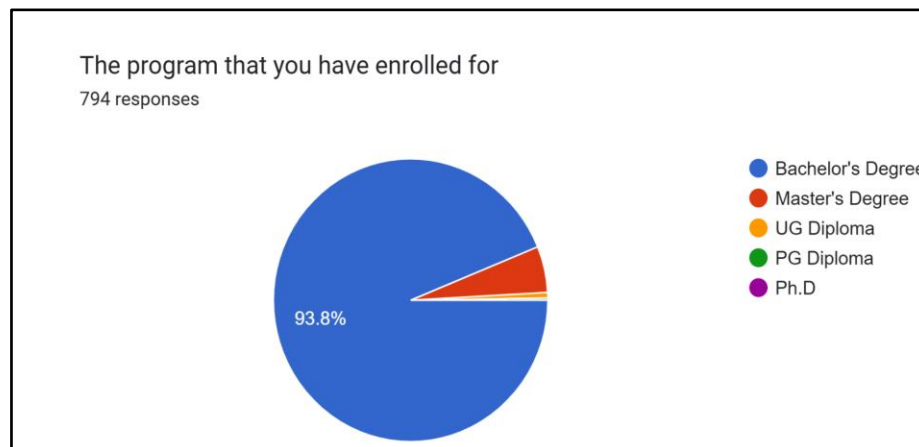
Student Satisfaction Survey 2023-24

- 1. Objectives:** To assess the level of satisfaction of the students about Teaching – Learning Process, ICT tools and techniques, Infrastructure, Co-Curricular and Extra Curricular activities.
- 2. Number of respondents:** 794 (Approximately 21.35% students, Total number of students 3718)
- 3. Dates:** 25-04-2024
- 4. Methodology:** Survey questionnaire - Google Form was shared with students of all the streams via class WhatsApp groups. The form contained objective type questions about curriculum, teaching-learning, evaluation, co-curricular activities, and infrastructure. Students had to select one answer from the given options. The last question was open ended inviting suggestions from students.

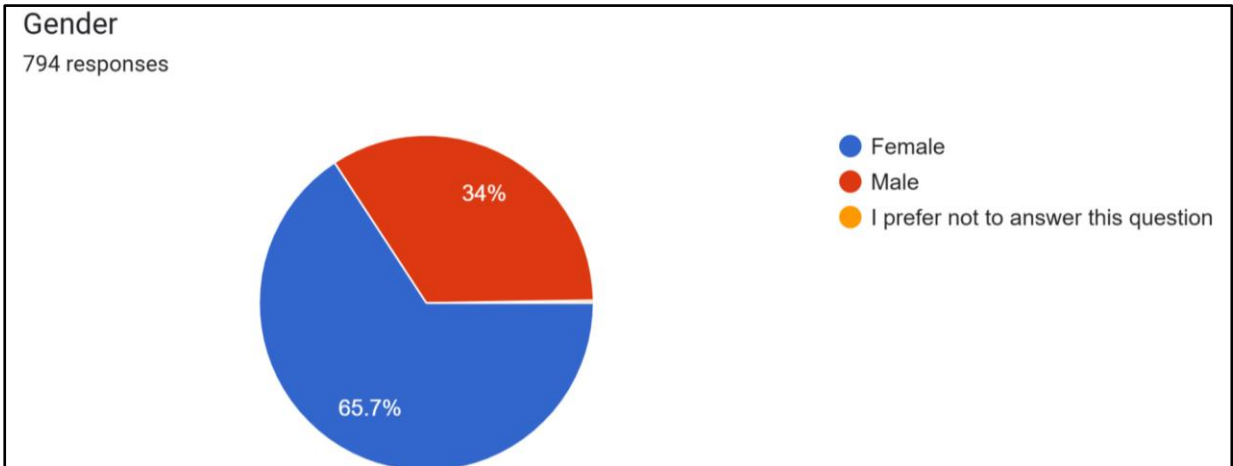
5. Distribution of students

Out of 794 students, 745 students are from bachelor's degree, 42 students are from master's degree and 07 students are from diploma.

Program wise:

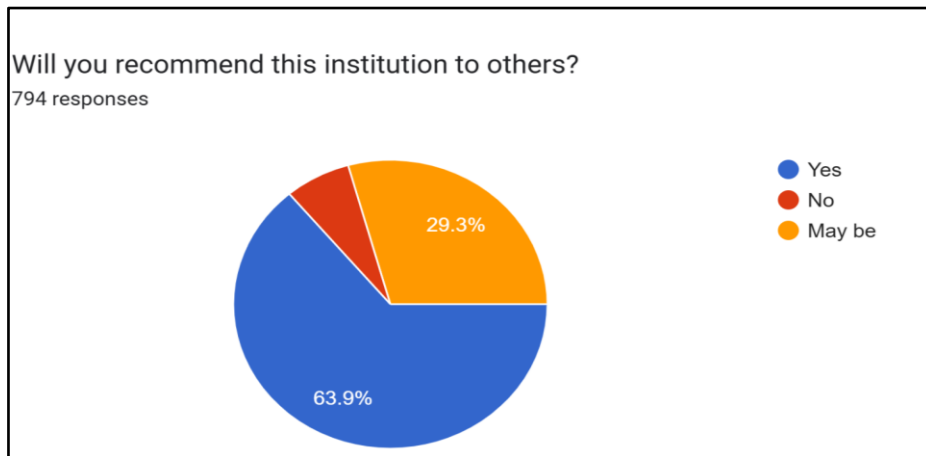


Gender Wise:

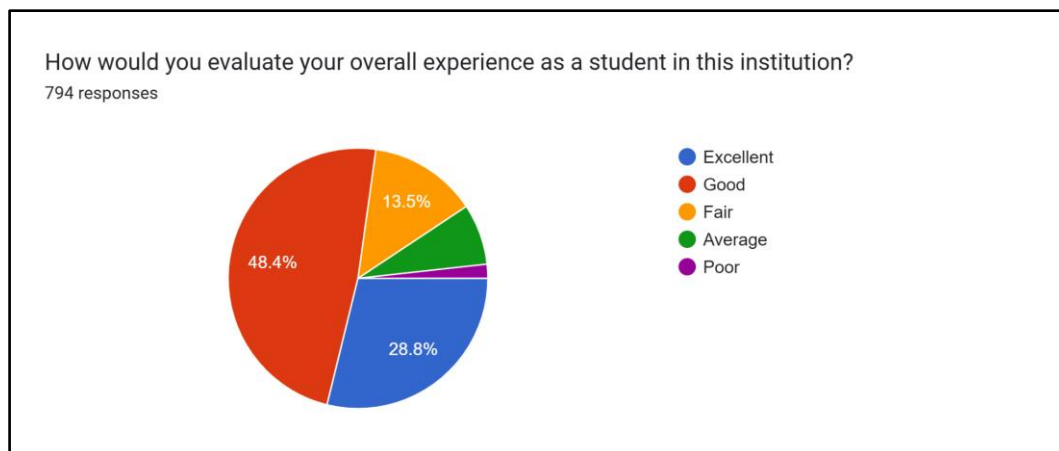


6. Satisfaction Level of Students

- 63.9% of students were positive about recommending this college to others.
- 77.2% of students rated the college as Good or Excellent.



Overall Rating



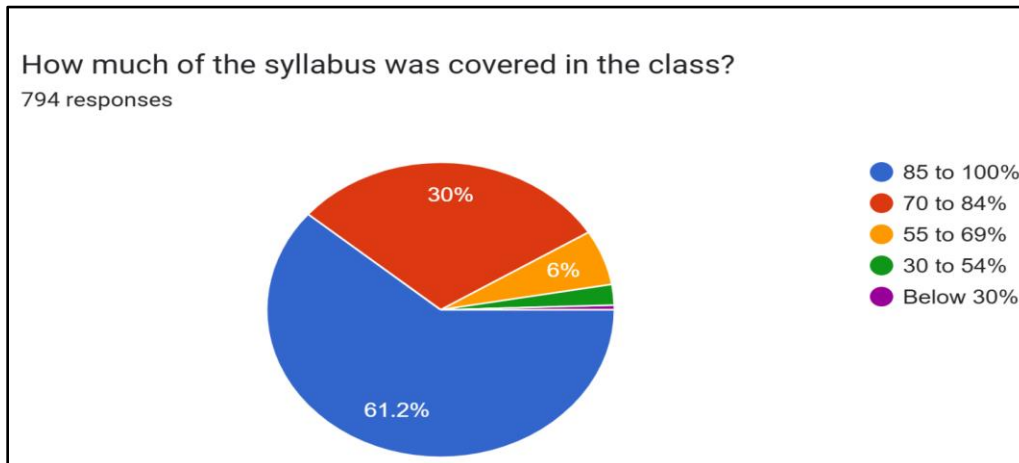
While analyzing the negative responses, word cloud was used. Some representative Suggestions by the respondents are listed below:

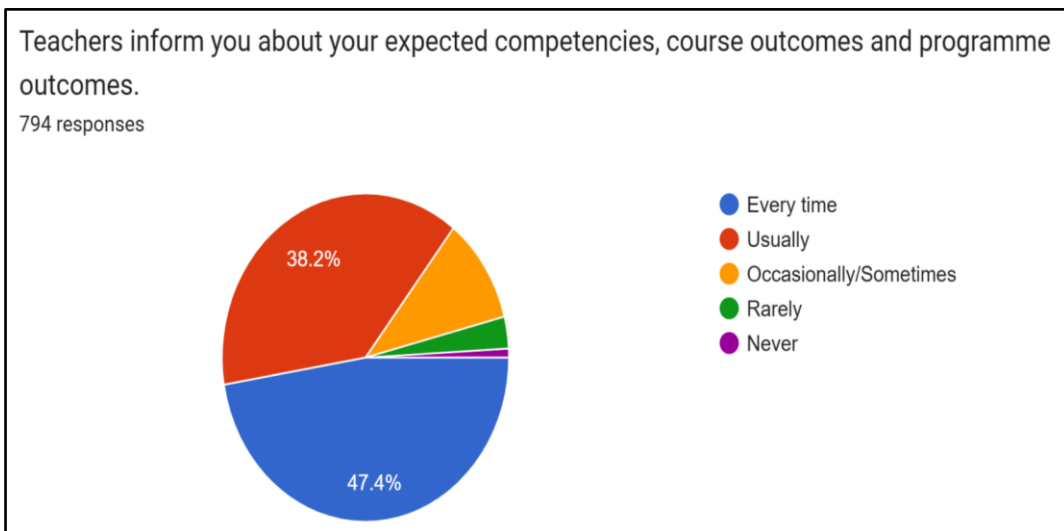
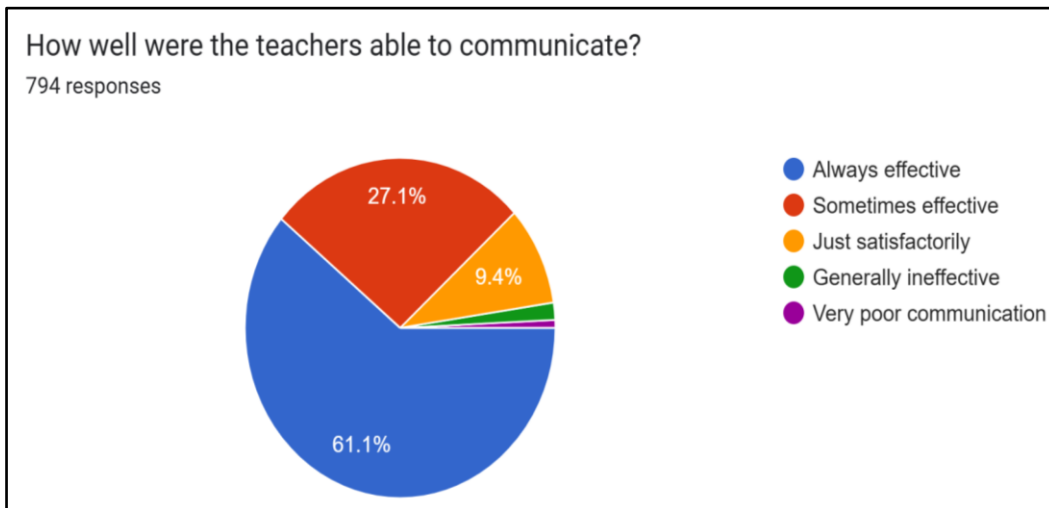
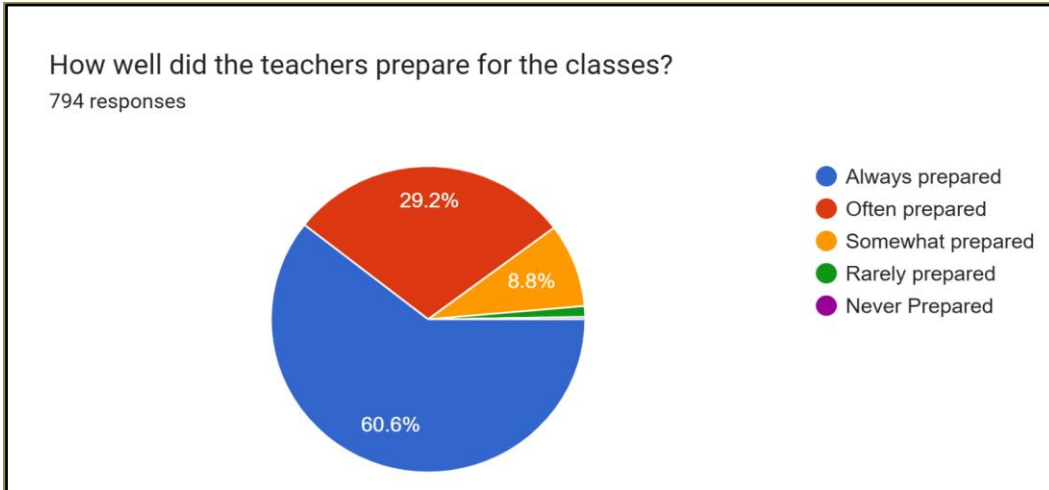
- Learning should be more practical, and research based. Newer technologies must be used for learning instead of old ones.
- The library should provide Xerox and print facilities like other colleges, it helps in printing the previous year question papers.
- Technological : Use online sources and multimedia to make the learning experience more engaging.
- Personalized Learning Methods : Use one-on-one mentoring and coaching to meet a wide range of learning needs.
- Experiential Learning: Provide hands-on projects and simulations to make the learning experience relevant and engaging.

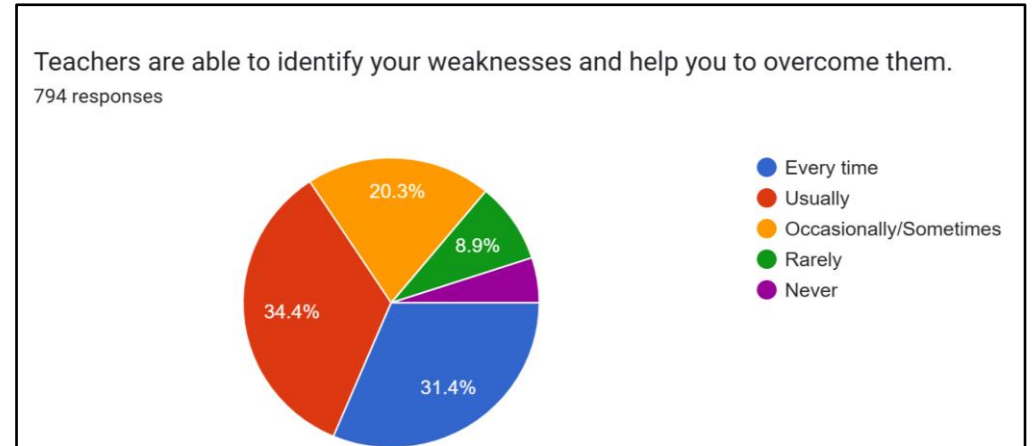
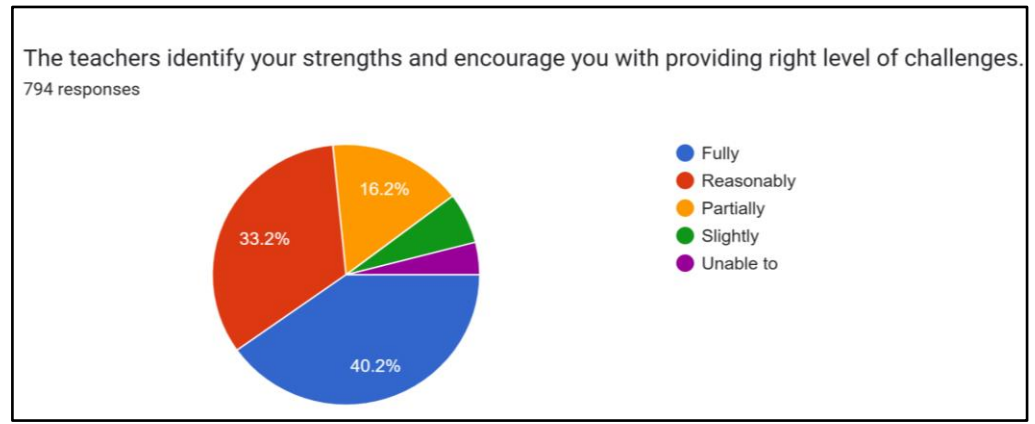
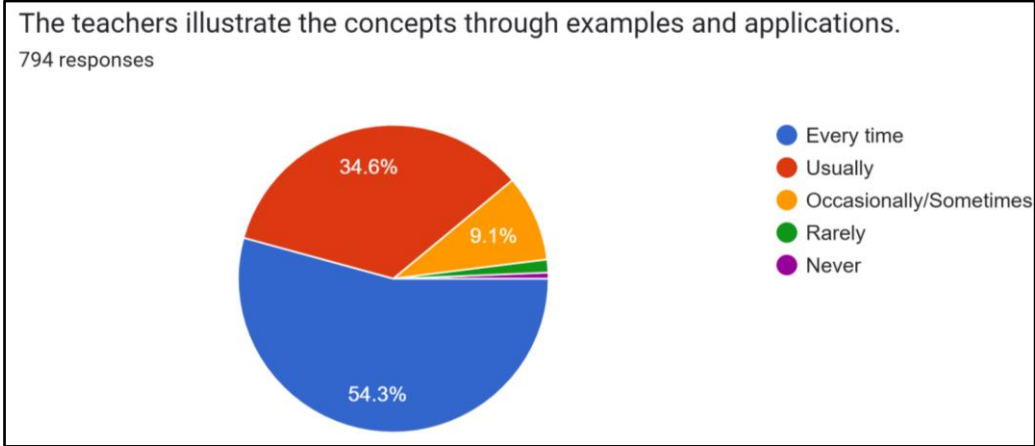
7. Action taken:

The suggestions are forwarded to the Head of the Institution, Heads of the departments and Examination Committee for appropriate action.

8. The Questions and analysis of responses is shown below graphically:

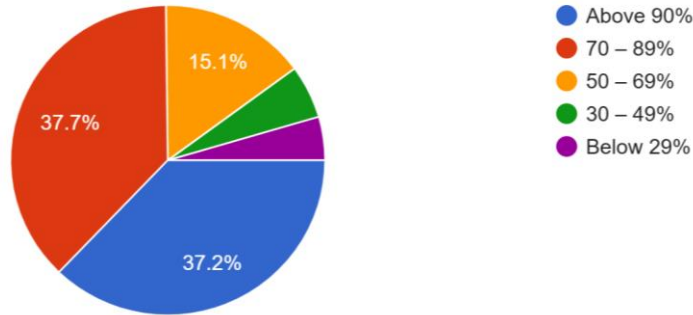






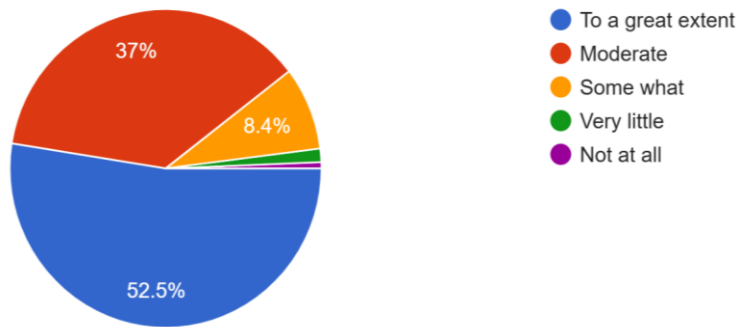
What percentage of teachers use ICT tools such as LCD projector, Multimedia, etc. while teaching.

794 responses



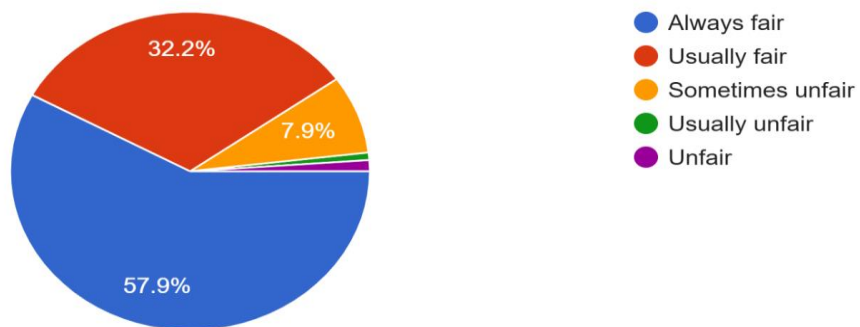
The institute/ teachers use student centric methods, such as experiential learning, participative learning and problem solving methodologies for enh...ntation, Case Study, Assignment, Class test etc.)

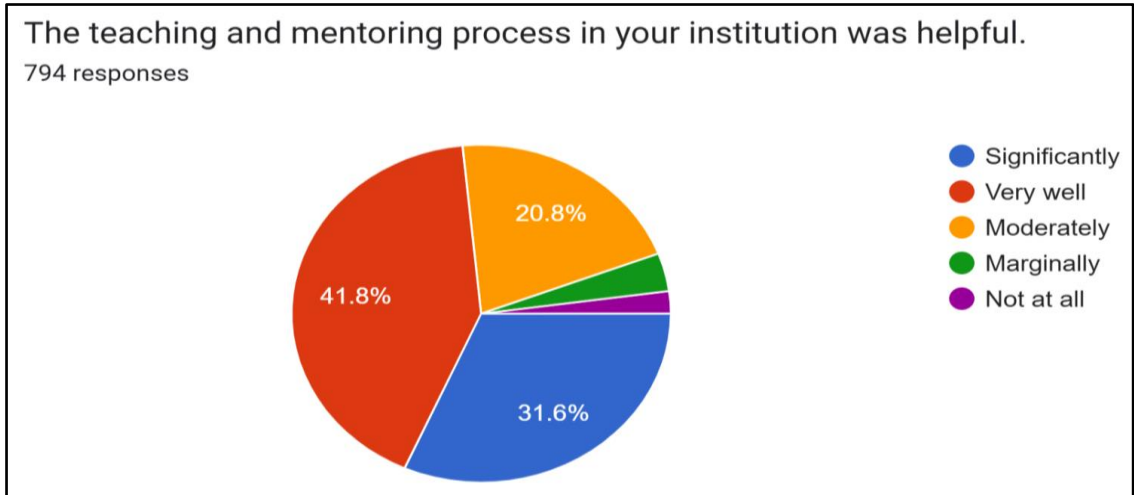
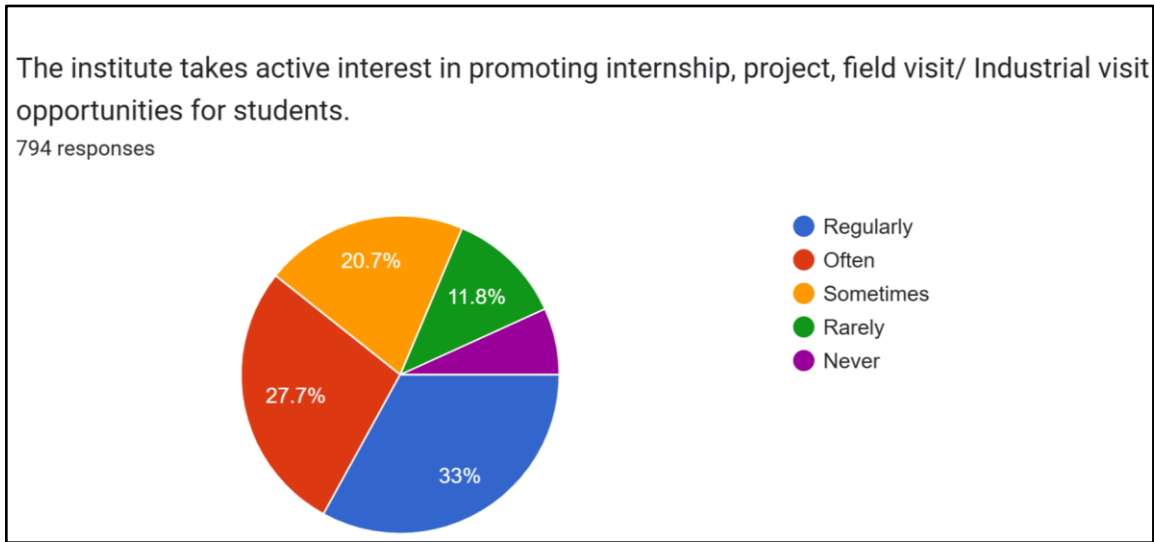
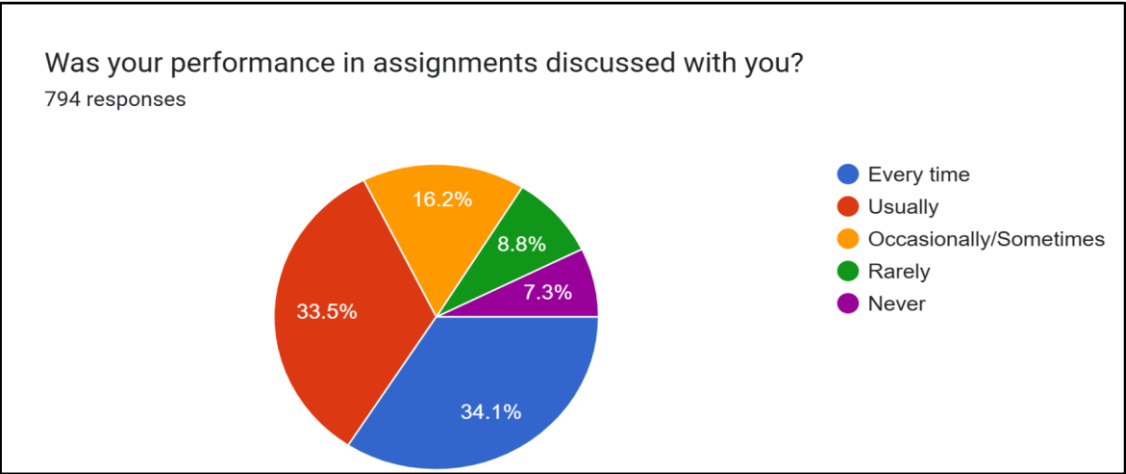
794 responses



Fairness of the internal evaluation process by the teachers.

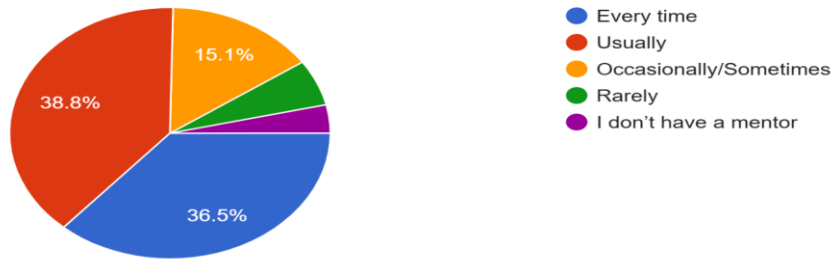
794 responses





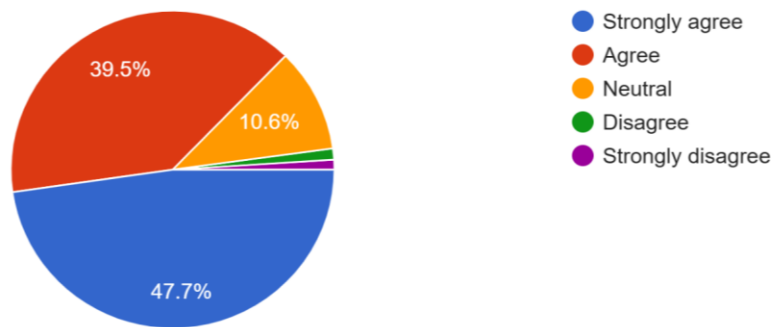
Your mentor does a necessary follow-up with an assigned task to you.

794 responses



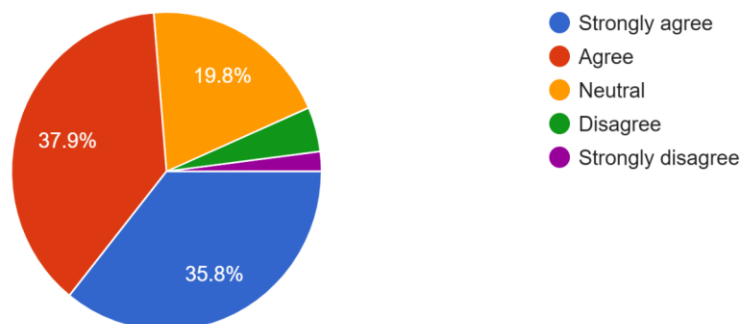
The institution provides multiple opportunities to learn and grow. (For example: NPTEL, Seminar, Value added course, Guest Lecture etc.)

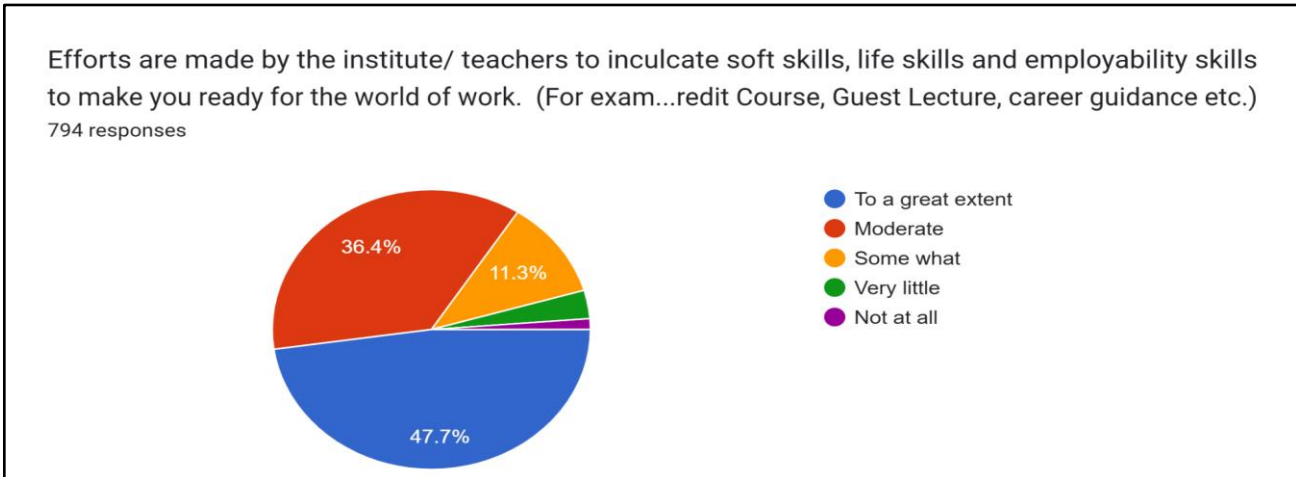
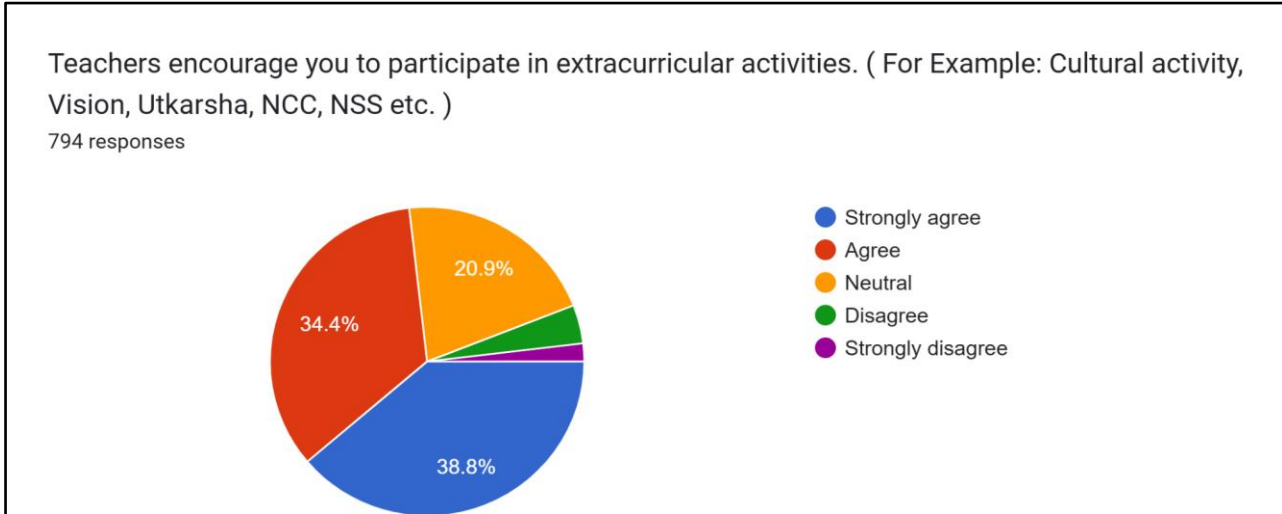
794 responses



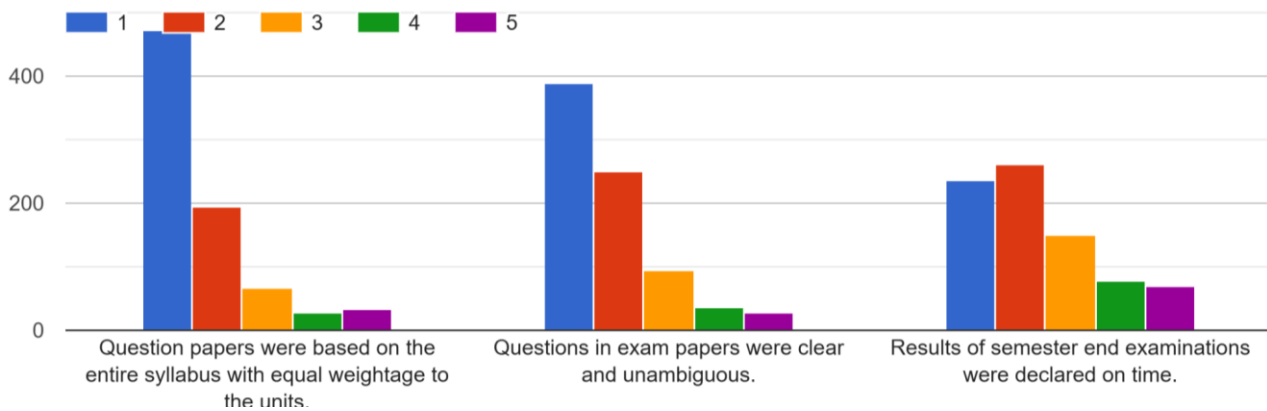
The institution regularly conducts feedback and surveys of students for monitoring, review and continuous quality improvement of the teaching learning process.

794 responses



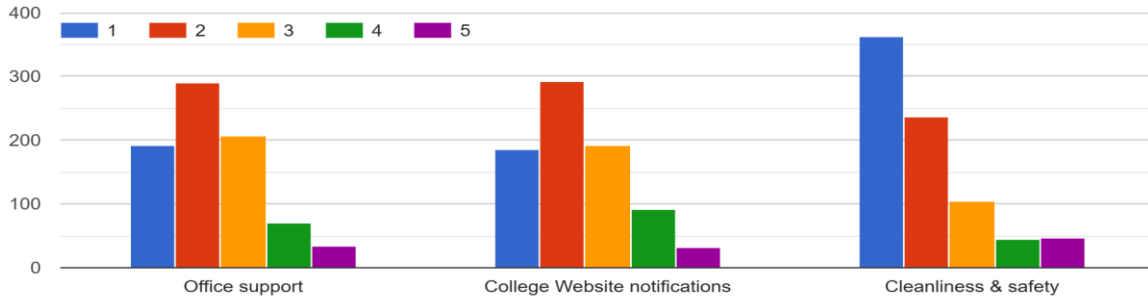


Read each statement and select an appropriate alternative based on your experience . 1- Always , 2- Often , 3- Sometimes, 4- Rarely , 5- Never

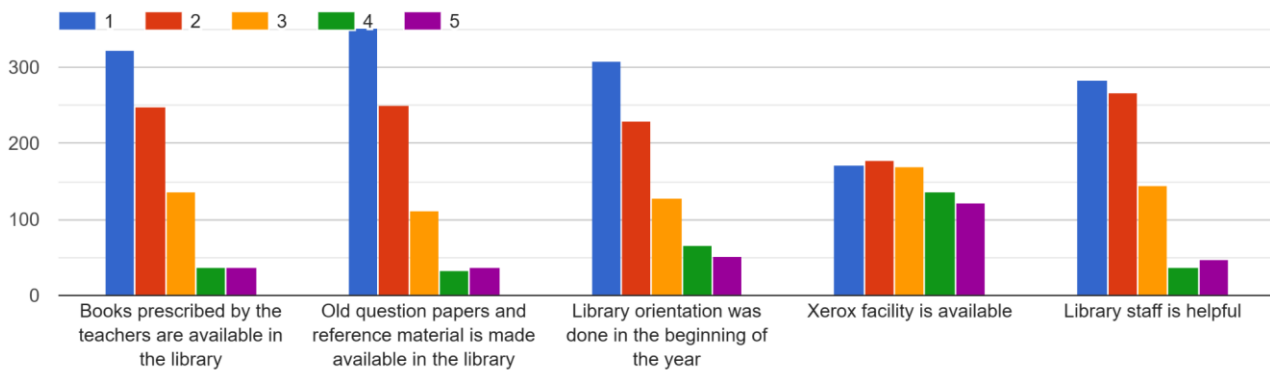


S I E S COLLEGE OF ARTS, SCIENCE AND COMMERCE, (EMPOWERED AUTONOMOUS), SION WEST

Mark each facility based upon your experience on the scale of 1 to 5. 1- Highly Satisfied 2- Satisfied 3- Somewhat satisfied 4- Dissatisfied 5- Highly dissatisfied



Based upon your library experience, rate the following on the scale of 1 to 5. 1- Strongly agree 2- Agree 3- Somewhat agree 4- Disagree 5- Strongly disagree



Questionnaire with answer statistics					
1 is strongly agree, 2 is agree, 3 is Neutral, 4 is disagree, 5 is strongly disagree					
Questions	1	2	3	4	5
How much of the syllabus was covered in the class?	61.2%	30%	6%	2.3%	0.5%
How well did the teachers prepare for the classes?	60.6%	29.2%	8.8%	1.1%	0.3%
How well were the teachers able to communicate?	61.1%	27.1%	9.4%	1.6%	0.8%
Teachers inform you about your expected competencies, course outcomes and program outcomes.	47.4%	38.2%	10.5%	3.1%	0.9%
The teachers illustrate the concepts through examples and applications.	54.3%	34.6%	9.1%	1.4%	0.6%
The teachers identify your strengths and encourage you with providing right level of challenges.	40.2%	33.2%	16.2%	6.3%	4%
Teachers are able to identify your weaknesses and help you to overcome them.	31.4%	34.4%	20.3%	8.9%	5%
What percentage of teachers use ICT tools such as LCD projector, Multimedia while teaching.	37.2%	37.7%	15.1%	5.5%	4.5%
The institute/ teachers use student centric methods, such as experiential learning, participative learning and problem-solving methodologies for enhancing learning experiences. (For example: Solo or Group Presentation, Case Study, Assignment, Class test etc.)	52.5%	37%	8.4%	1.4%	0.6%
Fairness of the internal evaluation process by the teachers.	57.9%	32.2%	7.9%	0.8%	1.1%
Was your performance in assignments discussed with you?	34.1%	33.5%	16.2%	8.8%	7.3%
The institute takes active interest in promoting internship, project, field visit/ Industrial visit opportunities for students.	33%	27.7%	20.7%	11.8%	6.8%
The teaching and mentoring process in your institution was helpful.	31.6%	41.8%	20.8%	3.7%	2.1%
Your mentor does a necessary follow-up with an assigned task to you.	36.5%	38.8%	15.1%	5.9%	3.7%

SIES COLLEGE OF ARTS, SCIENCE AND COMMERCE, (EMPOWERED AUTONOMOUS), SION WEST

The institution provides multiple opportunities to learn and grow. (For example: NPTEL, Seminar, Value added course, Guest Lecture etc.)	47.7%	39.5%	10.6%	1.1%	1%
The institution regularly conducts feedback and surveys of students for monitoring, review, and continuous quality improvement of the teaching learning process.	35.8%	37.9%	19.8%	4.5%	2%
Teachers encourage you to participate in extracurricular activities. (For Example: Cultural activity, Vision, Utkarsha, NCC, NSS etc.)	38.8%	34.4%	20.9%	4%	1.9%
Efforts are made by the institute/ teachers to inculcate soft skills, life skills and employability skills to make you ready for the world of work. (For example: Credit Course, Guest Lecture, career guidance etc.)	47.7%	36.4%	11.3%	3.3%	1.3%
The overall quality of the teaching-learning process in your institute is very good.	35.9%	42.9%	18.5%	1.3%	1.4%

Ms. Geeta Paluskar
IQAC Coordinator

Principal
SIES College of Arts, Science &
Commerce (Autonomous)
Sion (West), Mumbai - 400 022.

Dr. Uma Shankar
Principal

